

CMGConnect

DIOCESE OF FALL RIVER

Renewal Module 1

Safe Environment End-User Instructions for ONLINE RENEWAL

If you have an email address on file, you should receive a reminder message when your account's active certification status is within 60 days of expiring. The message will be from webmaster@cmgconnect.org, so you may need to check your Junk/Spam folder.

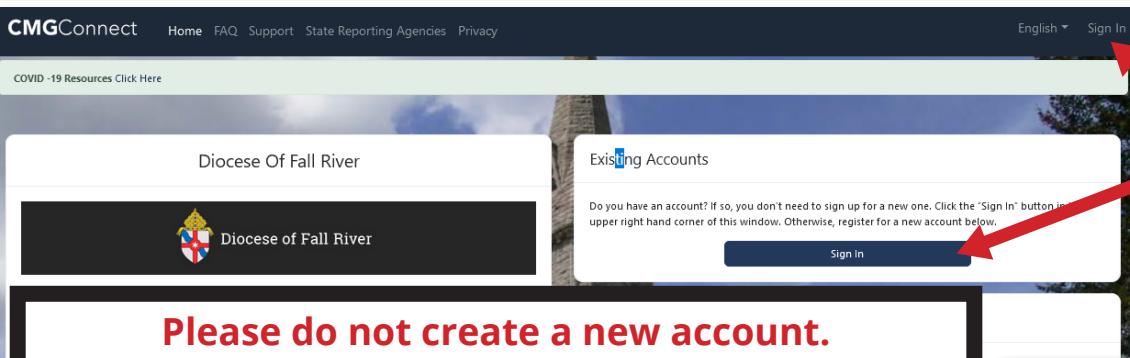
To fulfill your requirements for compliance renewal, please follow these instructions:

1. Go to <https://FallRiver.cmgconnect.org/>
2. Click the **Sign In** button in the upper right corner to log in with your existing credentials. **PLEASE DO NOT CREATE A NEW ACCOUNT!**
*If you have questions, please contact your local site coordinator. If you have difficulties with signing in, please click the blue **Support** button in the bottom right corner of the web page.*
3. Your dashboard will show your previously completed safe environment training alongside your renewal training and code of conduct modules.
4. Click **Start** to open the **A. Safe Environment Renewal Module 1 - Fall River** curriculum posted under the Required Trainings area of your dashboard. This training will take about 45 minutes to complete.
5. Once finished with the Renewal training, return to your dashboard and click **Start** to complete the **Code of Conduct** option assigned as Required.
6. If needed, you can access a completion certificate after you finish the training. To access, return to the **Dashboard** page and click the gray **Print Certificate** button under the completed module(s).



For technical assistance, contact us via the **Support** button found in the bottom right corner of the web page.

Last Updated: 01/02/2025

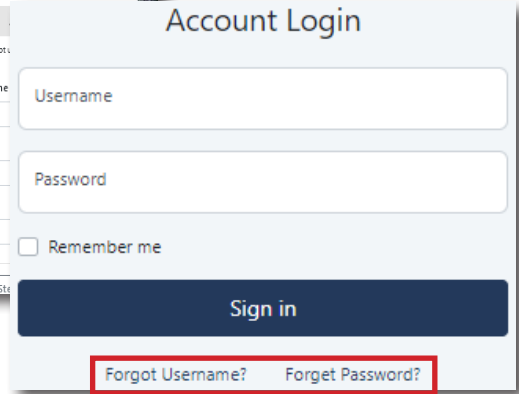


Click here to sign in with your existing account.

Please do not create a new account. Log in with your existing CMG Connect account.

Forgot your login information?
 Click *Forgot Username?* or *Forgot Password?* on the Account Login page to be sent an automated password reset or submit a ticket to the CMG Connect Support team by clicking **Support** in the lower right corner of the web page.

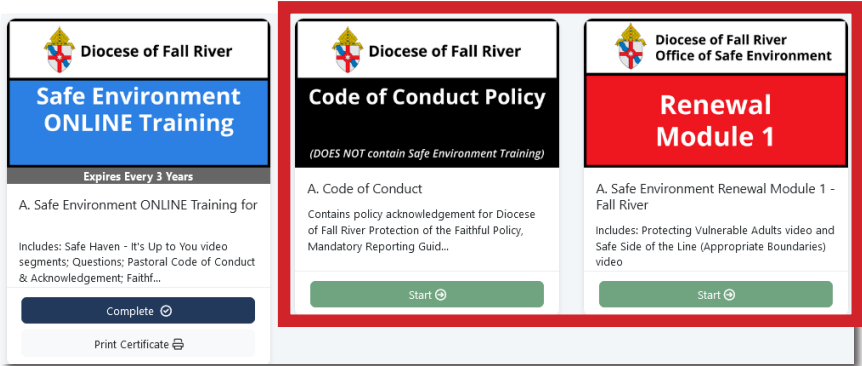
If you do not have an email address on file, please contact your Safe Environment Coordinator (SEC) in your parish/school office or email OSEchancery@dioc-fr.org for assistance.



You may be prompted to update your profile upon signing in to our account. It is important to select the correct participation category checkbox to ensure the right training requirements are assigned. For questions about which category to select, please contact your local coordinator.

- On your main dashboard, click **Start** to open the **A. Safe Environment Renewal Module 1 - Fall River** to complete your Renewal training requirement.

- You must ALSO complete the assigned **Code of Conduct** module to fully update your compliance steps on CMG Connect. *NOTE: The Renewal and Code modules will ONLY appear on the dashboard if your previous Safe Environment training record date is within 60 days of expiration.*



- Complete each of the training sections within both available modules. As you finish a page, it will be marked with a green check mark (✓) to show that your progress is saved. *Make sure to watch videos all the way through. The training will automatically load the next page when each segment is saved as complete.*
- Once you have progressed through the entire training, the curriculum will show as Completed on your main training dashboard screen.
- After you have done all of the pages within the training, a completion certificate will be available from your dashboard. Click the gray **Print Certificate** button the module to access the PDF file.

